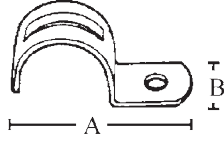


Rigid Straps • Rijid Kroşeler

Snap-On Type (3/8" - 2") One Hole - Steel • Tek Kulak - Çelik



Features

- Inverted rib for strength
- Easy to install

Applications

- Indoor or outdoor use
- Use to secure Rigid or IMC conduit to wood, masonry or where greater load bearing is required

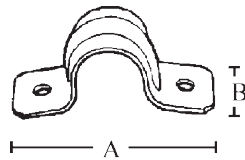
Standard Material

- Steel

Catalog Number	Size	Unit Carton	Ship Case	Weight/Case	Dimensions (in)	
					A	B
E-L 599	3/8"	100	1000	20	1.81	.562
E-L 600	1/2"	50	500	21	1.91	.625
E-L 601	3/4"	50	500	15	2.21	.750
E-L 602	1"	25	250	25	2.57	.875
E-L 603	1-1/4"	20	200	20	2.79	.880
E-L 604	1-1/2"	20	200	32	3.69	.899
E-L 605	2"	10	100	22	4.17	1.14
E-L 606T*	2-1/2"	—	50	21	5.00	1.28
E-L 607T*	3"	—	25	13	5.55	1.28
E-L 608T*	3-1/2"	—	25	18	6.37	1.28
E-L 609T*	4"	—	25	20	6.87	1.28
E-L 610T*	5"	—	10	5	9.00	1.50
E-L 611T*	6"	—	10	6	10.35	1.50

* EMT and Rigid

Snap-On Type (3/8" - 2") Two Hole - Steel • Çift Kulak - Çelik



Features

- Greater load bearing capability
- Easy to install

Applications

- Indoor or outdoor use
- Use to secure Rigid or IMC conduit to wood, masonry or where greater load bearing is required

Standard Material

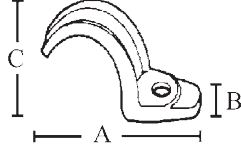
- Steel

Catalog Number	Size	Unit Carton	Ship Case	Weight/Case	Dimensions (in)	
					A	B
E-L 620-38	3/8"	100	1000	18	2.20	.562
E-L 620-1	1/2"	50	500	13	2.43	.625
E-L 620-2	3/4"	50	500	16	2.81	.685
E-L 620-3	1"	25	250	12	3.28	.750
E-L 620-4	1-1/4"	20	200	13	4.02	.875
E-L 620-5	1-1/2"	10	100	12	4.58	1.00
E-L 620-6	2"	—	50	7	5.22	1.00
E-L 620-7*	2-1/2"	—	25	6	5.91	1.00
E-L 620-8*	3"	—	25	7	6.71	1.00
E-L 620-9*	3-1/2"	—	25	8	7.51	1.00
E-L 620-10*	4"	—	25	7	8.31	1.00
E-L 620-11*	5"	—	10	5	10.60	1.25
E-L 620-12*	6"	—	10	6	11.85	1.25

* EMT and Rigid

Rigid Straps • Rijid Kroşeler

Snap-On Type - One Hole Malleable Iron • Tek Kulak Kroşe - Pik Döküm



Features

- Inverted rib for strength

Applications

- Indoor or outdoor use
- Use to secure Rigid or IMC conduit to wood, masonry or similar surfaces where greater load bearing is required
- To be used with clamp back

Standard Material

- Malleable iron

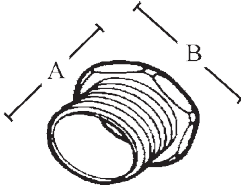
Standard Finish

- Zinc plated

Catalog Number	Size	Unit Carton	Ship Case	Weight/ Case	Dimensions (in)		
					A	B	C
E-L 600M	1/2"	100	1000	40	2.250	.660	.94
E-L 601M	3/4"	50	500	25	2.560	.750	1.22
E-L 602M	1"	25	250	20	3.060	.810	1.50
E-L 603M	1-1/4"	20	200	20	3.690	.880	1.88
E-L 604M	1-1/2"	10	100	16	4.000	1.000	2.06
E-L 605M	2"	---	25	9	5.060	1.1300	2.56
E-L 606M	2-1/2"	---	25	17	5.940	1.3800	3.06
E-L 607M	3"	---	25	25	7.440	1.6300	3.81
E-L 608M	3-1/2"	---	10	15	8.190	1.8100	4.38
E-L 609M	4"	---	10	22	8.690	2.000	5.00
E-L 610M	5"	---	10	35	9.375	2.6875	6.00
E-L 611M	6"	---	10	45	10.375	3.1250	7.00

Male Bushing • Düz Rakor Nipeli

Die Cast Zinc / Malleable Iron • Zamak / Pik Döküm



Features

- Threaded NPSM for Rigid conduit and IMC
- Use with locknuts

Applications

- Serves as a short raceway between enclosures

Standard Material

- Die cast zinc /Malleable iron

Catalog Number	Size	Unit Carton	Ship Case	Weight/ Case	Dimensions (in)	
					A	B
E-L CN50	1/2"	100	1000	5	.68	1.02
E-L CN75	3/4"	50	500	7	.75	1.29
E-L CN100	1"	25	250	12	.87	1.53
E-L CN125	1-1/4"	25	250	15	.94	1.89
E-L CN150	1-1/2"	25	250	22	.91	2.30
E-L CN200	2"	10	40	35	1.07	2.88
E-L CN 250	2-1/2"	10	40	76	1.38	3.39
E-L CN300	3"	10	40	101	1.44	4.06
E-L CN350	3-1/2"	10	40	124	1.47	4.61
E-L CN400	4"	5	20	200	1.47	5.15